



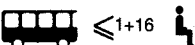






Licence Category	Description of Vehicle	For 1 year	For 3 years	For 10 years	Medically Unfit to drive
CI  ≤ 7,500kg	Small truck - less than 7,500 kg	<input type="checkbox"/>	<input type="checkbox"/>	<input type="checkbox"/>	<input type="checkbox"/>
C 	Large truck - over 3,500 kg	<input type="checkbox"/>	<input type="checkbox"/>	<input type="checkbox"/>	<input type="checkbox"/>
ECI  ≤ 12,000kg	Small truck and trailer - no more than 12,000 Kg	<input type="checkbox"/>	<input type="checkbox"/>	<input type="checkbox"/>	<input type="checkbox"/>
EC 	Large truck and trailer	<input type="checkbox"/>	<input type="checkbox"/>	<input type="checkbox"/>	<input type="checkbox"/>
DI  ≤ 1+16 	Small bus - max. 16 passengers	<input type="checkbox"/>	<input type="checkbox"/>	<input type="checkbox"/>	<input type="checkbox"/>
D 	Large bus - more than 8 passengers	<input type="checkbox"/>	<input type="checkbox"/>	<input type="checkbox"/>	<input type="checkbox"/>
EDI  ≤ 12,000kg	Small bus and trailer - no more than 12,000 kg	<input type="checkbox"/>	<input type="checkbox"/>	<input type="checkbox"/>	<input type="checkbox"/>
ED 	Large bus and trailer	<input type="checkbox"/>	<input type="checkbox"/>	<input type="checkbox"/>	<input type="checkbox"/>

the applicant has a physical disability which requires that adaptations be made to a vehicle to meet the requirements of his/her disability Yes No

the applicant has had a limb prosthesis/orthesis Yes No

the applicant needs to wear corrective lenses while driving Yes No

the applicant's fitness to drive does not appear to need review at all*

* This box cannot be ticked if the applicant is applying for a licence incorporating entitlement to drive buses or trucks +/- trailer i.e. vehicles of categories CI, C, DI, D, ECI, EC, EDI or ED.

NB Applicants over 70 years of age can only be certified as being fit to drive for either 3 years or 1 year

Signature _____

Date of Medical Examination:

--	--	--	--	--	--

Day Month Year

Telephone Number

Stamp of
Registered Medical Practitioner